

65m - 1.200kg

55m - 2.000kg

50m - 2.300kg

45m - 2.600kg

40m - 2.900kg

38m - 3.100kg

33m - 3.500kg

I

II

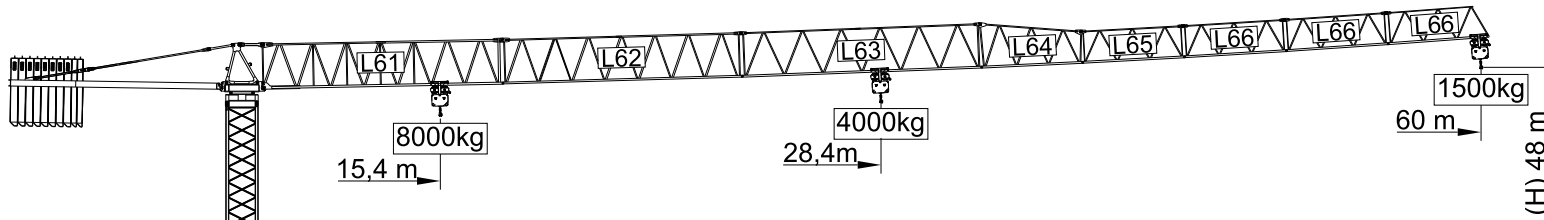
III

IV

V

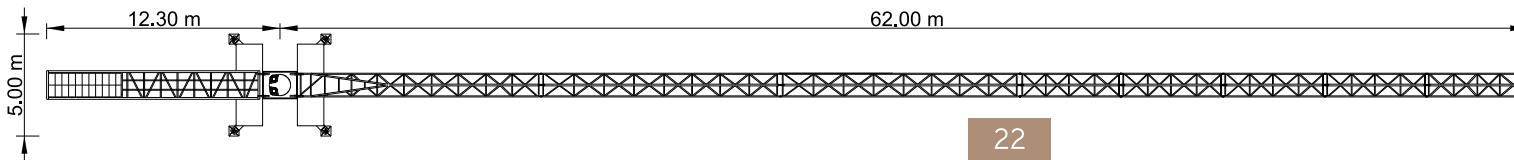
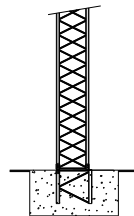
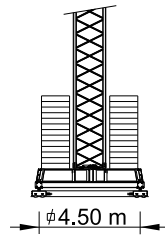
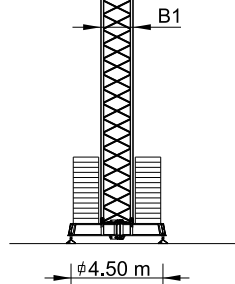
VI

VII



Cargas.Loads.Lasten.Charges.Cargas.Carichi.Yükler.ГРУЗОПОДЪЕМНОСТЬ

Icon	Jib Section	kg/m 8000 М / КГ 4000	m	Kg											
				18	23	28	33	38	40	45	50	55	60	65	
20000 kg 9x2000 + 2x1000 kg	65m L61+L62+L63+L64+L65 L65+L66+L66+L66	26,6 m	4000	4000	3780	3090	2590	2420	2070	1780	1550	1360	1200		
		14,4 m	6290	4760	3780	3090	2590	2420	2070	1780	1550	1360	1200		
18000 kg 8x2000 + 2x1000 kg	60m L61+L62+L63+L64 L65+L66+L66+L66	28,4 m	4000	4000	4000	3350	2810	2640	2270	1970	1730	1500			
		15,4 m	6720	5110	4070	3350	2810	2640	2270	1970	1730	1500			
18000 kg 8x2000 + 2x1000 kg	55m L61+L62+L63+L64 L65+L66+L66	32 m	4000	4000	4000	3860	3260	3060	2640	2310	2000				
		17,3 m	7660	5840	4670	3860	3260	3060	2640	2310	2000				
16000 kg 8x2000 kg	50m L61+L62+L63+L64 L65+L66	32,4 m	4000	4000	4000	3910	3300	3100	2680	2300					
		17,5 m	7750	5910	4730	3910	3300	3100	2680	2300					
15000 kg 7x2000 + 1x1000 kg	45m L61+L62+L63+L64+L66	32,1 m	4000	4000	4000	3870	3270	3070	2600						
		17,3 m	7680	5860	4690	3870	3270	3070	2600						
13000 kg 6x2000 + 1x1000 kg	40m L61+L62+L63+L64	31,2 m	4000	4000	4000	3740	3150	2900							
		16,8 m	7440	5670	4530	3740	3150	2900							
12000 kg 6x2000 kg	38m L61+L62+L64+L65+L66	31,5 m	4000	4000	4000	3790	3100								
		17 m	7530	5740	4590	3790	3100								
10000 kg 5x2000 kg	33m L61+L62+L64+L65	30,4 m	4000	4000	4000	3500									
		16,4 m	7230	5500	4400	3500									



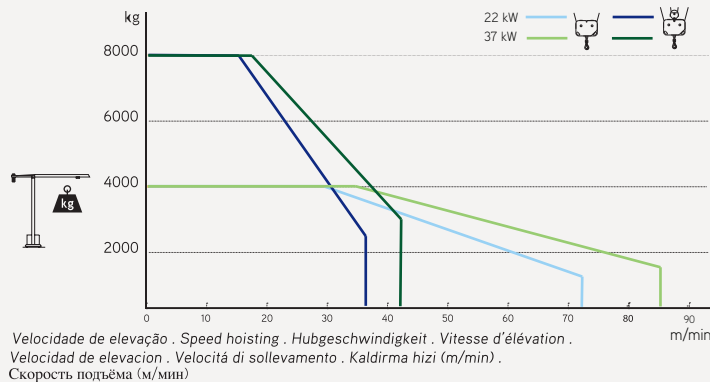
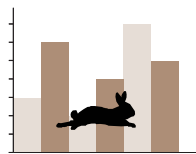
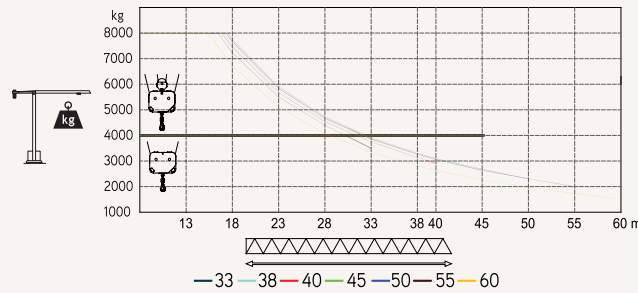
SGT 6015TL

60m - 1.500kg

8.000Kg

Características . Eigenschaften Caractéristiques . Caratteristiche . Caratteristiche Özellikler . ХАРАКТЕРИСТИКИ		0 a 72 m/min 0 a 36 m/min	22 kW
		0 a 85 m/min 0 a 42,5 m/min	* 37 kW
		0 a 1 r.p.m.	2x5 daN.m
		0 a 60 m/min	5,5 kW
		15 m/min	2x3 kW
			35 kVA 400 V +- 5% (50/60 Hz)

* Opção . Option . Optional . Option . Opzione . Opzione . Seçenek . Опция



Velocidade de elevação . Speed hoisting . Hubgeschwindigkeit . Vitesse d'élevation .
 Velocidad de elevación . Velocità di sollevamento . Kaldırma hızı (m/min) .
 Скорость подъёма (м/мин)

Elementos . Parts . Teile . Éléments . Elemento . Parçalar . ЭЛЕМЕНТЫ

		A (mm)	B (mm)	C (mm)	kg	Code
L61A		11850	1310	2900	4280	531 60 15
L62		11850	1160	2250	1280	
L63		11850	1160	2250	1020	
L64		5110	1160	2250	400	
L65		5110	1160	1610	330	
L66		5110	1160	1610	3x300 900	
RS8 R18		2250	1600	2050	3120	
P2		1650	1320	2030	750	
CL4		11400	1500	500	4000	
CP3		1160	165	3140	2x1000 2000	
CP1		1160	330	3140	8x2000 16000	704 20 00
TOTAL					34080	
B1		12000	1620	1620	3450	508 12 00
B1		6130	1620	1620	1800	508 06 00
B1		3195	1620	1620	1070	508 06 01
B1		3195	1830	1830	1100	508 06 03
B1		1775	1600	1600	650	508 06 02
B1		6620	500	1040	1850	608 00 01
B1		3210	340	1040	2x950 1900	
TOTAL					3750	