

75m - 3.600kg

I

70m - 4.300kg

II

65m - 5.100kg

III

60m - 6.000kg

IV

55m - 6.500kg

V

50m - 7.000kg

VI

48m - 7.600kg

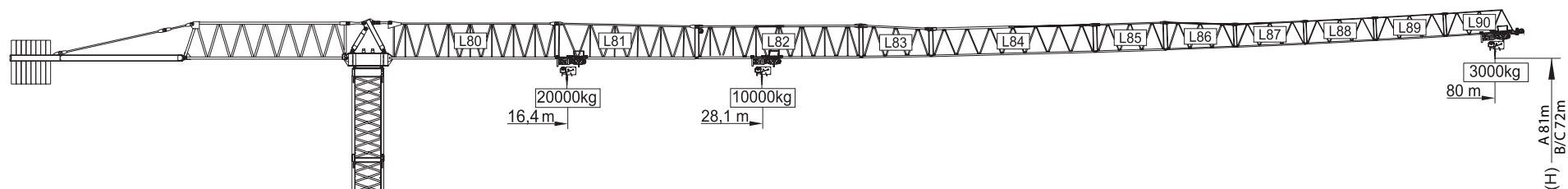
VII

43m - 8.600kg

VIII

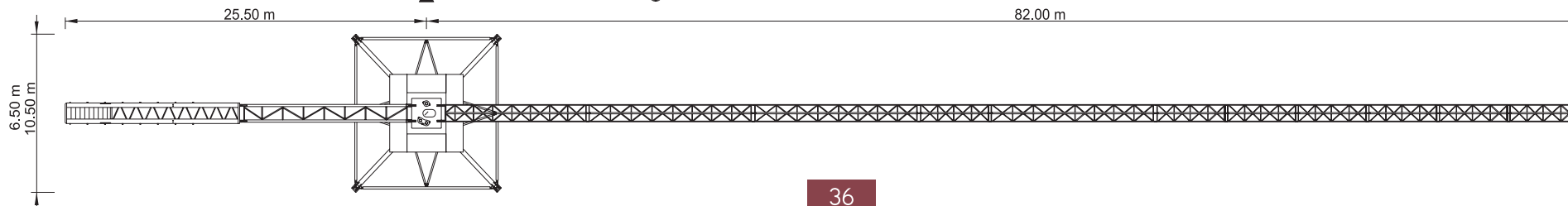
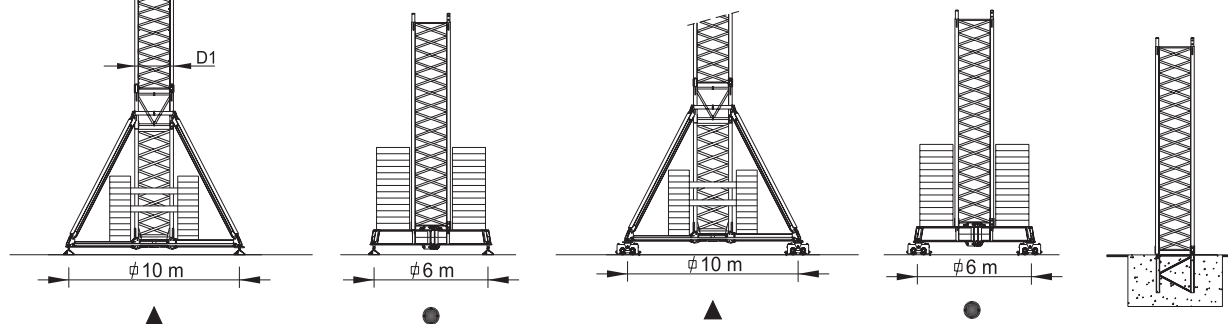
38m - 9.600kg

IX



Cargas.Loads.Lasten.Charges.Cargas.Carichi.Yükler.ГРУЗОПОДЪЁМНОСТЬ

						10	15	20	25	28	33	38	43	48	50	55	60	65	70	75	80
28000 kg 13x2000 + 2x1000 kg	80m	L80+L81+L82+L83+L84+L85 L86+L87+L88+L89+L90	28,1 m	10000	10000	10000	10000	10000	10000	10000	8440	7220	6290	5550	5300	4740	4280	3890	3550	3260	3000
28000 kg 13x2000 + 2x1000 kg	75m	L80+L81+L82+L83+L84+L85 L86+L87+L88+L89	30,5 m	10000	10000	10000	10000	10000	10000	10000	9230	7910	6900	6100	5820	5220	4720	4290	3930	3600	
28000 kg 13x2000 + 2x1000 kg	70m	L80+L81+L82+L83+L84+L85 L86+L87+L88	33 m	10000	10000	10000	10000	10000	10000	10000	8620	7530	6660	6360	5710	5170	4710	4300			
27000 kg 13x2000 + 1x1000 kg	65m	L80+L81+L82+L83+L84+L85 L86+L87	35,5 m	10000	10000	10000	10000	10000	10000	10000	9330	8150	7220	6900	6200	5610	5100				
26000 kg 13x2000 kg	60m	L80+L81+L82+L83+L84+L85 L86	37,7 m	10000	10000	10000	10000	10000	10000	10000	9980	8720	7730	7390	6650	6000					
24000 kg 11x2000+2x1000 kg	55m	L80+L81+L82+L83+L84+L85	37,2 m	10000	10000	10000	10000	10000	10000	10000	9810	8570	7600	7260	6500						
22000 kg 10x2000+2x1000 kg	50m	L80+L81+L82+L83+L84	36,2 m	10000	10000	10000	10000	10000	10000	10000	9510	8310	7360	7000							
21000 kg 10x2000+1x1000 kg	48m	L80+L81+L82+L83+L85+L86	37,3 m	10000	10000	10000	10000	10000	10000	10000	9790	8560	7600								
19000 kg 9x2000+1x1000 kg	43m	L80+L81+L82+L83+L85	37,4 m	10000	10000	10000	10000	10000	10000	10000	9840	8600									
18000 kg 9x2000 kg	38m	L80+L81+L82+L83	36,6 m	10000	10000	10000	10000	10000	10000	10000	9600										



SGT 8030TL

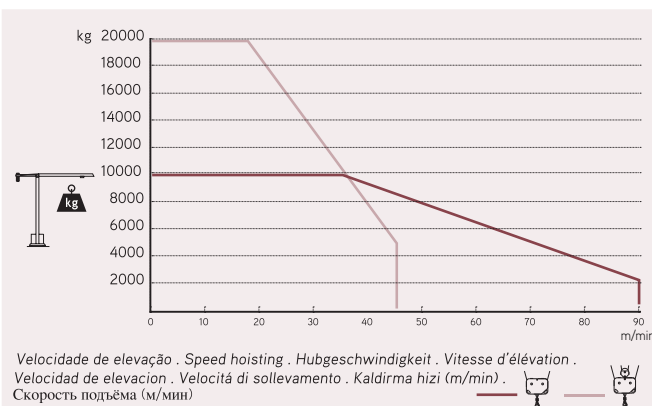
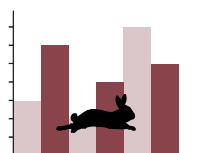
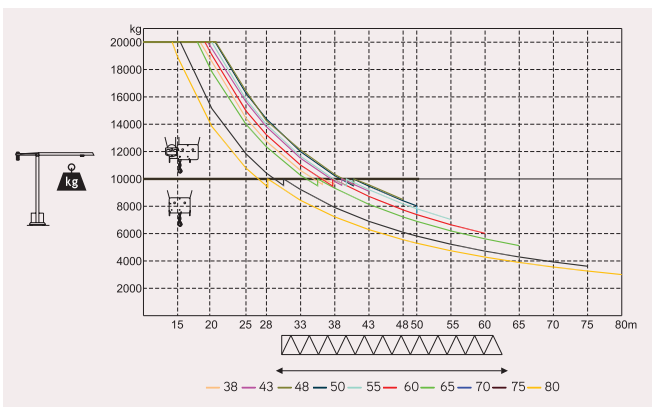
80m - 3.000kg

20.000Kg

Características . Eigenschaften
Caractéristiques . Caratteristiche
Özellikler . ХАРАКТЕРИСТИКИ

	0 a 90 m/min 0 a 45 m/min	75 kW
	0 a 1 r.p.m.	4x8 daN.m
	0 a 60 m/min	11 kW
	0-10 m/min	4x5,5 kW
	120 kVA 400 V +- 5% (50/60 Hz)	

* Opção . Option . Optional . Option . Opción . Opzione . Seçenek . Опция



Elementos . Parts . Teile . Éléments . Elementos . Elemento . Parçalar . ЭЛЕМЕНТЫ

		A (mm)	B (mm)	C (mm)	kg	Code
L80		11825	1540	2410	10100	533 80 30
L81		10185	1460	2560	4300	
L82		12000	1460	2275	3700	
L83		5275	1460	2230	1300	
L84		11970	1460	1950	2200	
L85		5210	1460	1945	800	
L86		5190	1460	1920	650	
L87		5190	1460	1610	520	
L88		5150	1460	1595	400	
L89		5140	1460	1590	350	
L90		5070	1460	1590	400	
RS13 RI12		3430	2200	2310	13000	704 10 00
P5		3400	1450	1160	2360	
CL11		11935	1450	2425	6200	
CL10		12560	1430	675	2800	
CP4		1600	250	1570	2x1000 2000	
CP5		1600	250	2950	13x2000 26000	704 20 00
TOTAL					76120	
D1		6245	2322	2322	4265	533 06 00
D1		3365	2322	2322	2580	533 06 01
D1		2300	2846	2584	2860	533 06 03
D1		2500	2322	2322	2000	533 06 02
D1		8725	800	1600	5500	633 00 01
		4200	380	1600	2x2775 5550	
TOTAL					11050	